

Signify Classified - Internal  
Cooper Lighting Solutions Photometric Lab  
1121 Highway 74 South  
Peachtree City, GA 30269



Scaled data based on original data using  
LM-79-08 Approved Method: Electrical and Photometric Measurements of Solid-  
State Lighting Products

Test Report Prepared for  
Cooper Lighting Solutions  
(formerly Eaton)

Brand: STREETWORKS

Report Number: P867933

Luminaire Tested: **MEM2-HSN-SA-40-730-U-T2R-HSS**

Issue Date: 08/21/2024



**Test Information**

Test Method: LM-79-08  
Report Number: P867933  
Test Lab: INNOVATION CENTER(G3)  
Issue Date: 08/21/2024  
Manufacturer: COOPER LIGHTING SOLUTIONS (FORMERLY EATON)  
Product Line: STREETWORKS  
Catalog Number: MEM2-HSN-SA-40-730-U-T2R-HSS  
Description: EPIC MODERN SHORT HOUSING DISCRETE LED ARRAYS 40W 70CRI 3000K  
FIXTURE w/ TYPE II ROADWAY DISTRIBUTION OPTIC AND HOUSE SIDE SHIELD  
Light Source: (10) 3000K CCT, 70 CRI LEDS  
Ballast/Driver: ELECTRONIC DRIVER

**Summary**

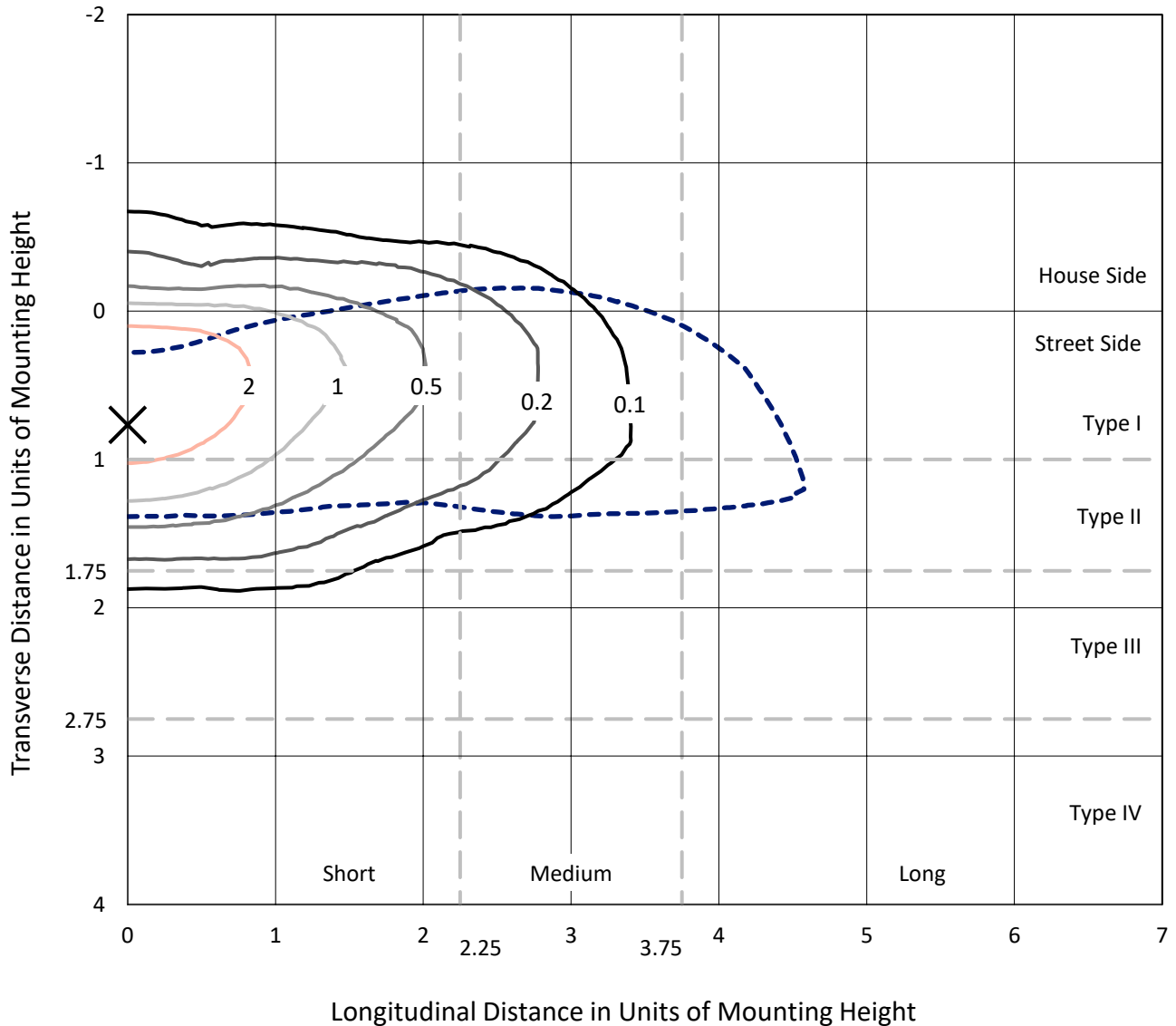
Lumens per Lamp: N/A  
Luminaire Lumens: 4214.3 lumens  
Efficiency: N/A  
Efficacy: 95.8 lumens/watt  
Luminous Opening: Rectangular (W 0.33' x L: 0.33' x H: 0')  
IES Classification: Type II - Short  
BUG Rating: B1 - U0 - G1

Input Watts (W): 44  
Input Voltage (V): 120  
Input Current (Ain): NR  
Voltage Rise (V): NR  
Power Factor: 0.99  
Total Harmonic Distortion (THDi): 6.91%  
Frequency (hertz): 60  
Stabilization Time: NR  
Operation Time: NR  
Ambient Temperature (°C): NR  
Test Distance: 24 FT

REPORT NUMBER: P867933  
 CATALOG NUMBER: MEM2-HSN-SA-40-730-U-T2R-HSS

### Iso-Footcandle Lines of Horizontal Illumination

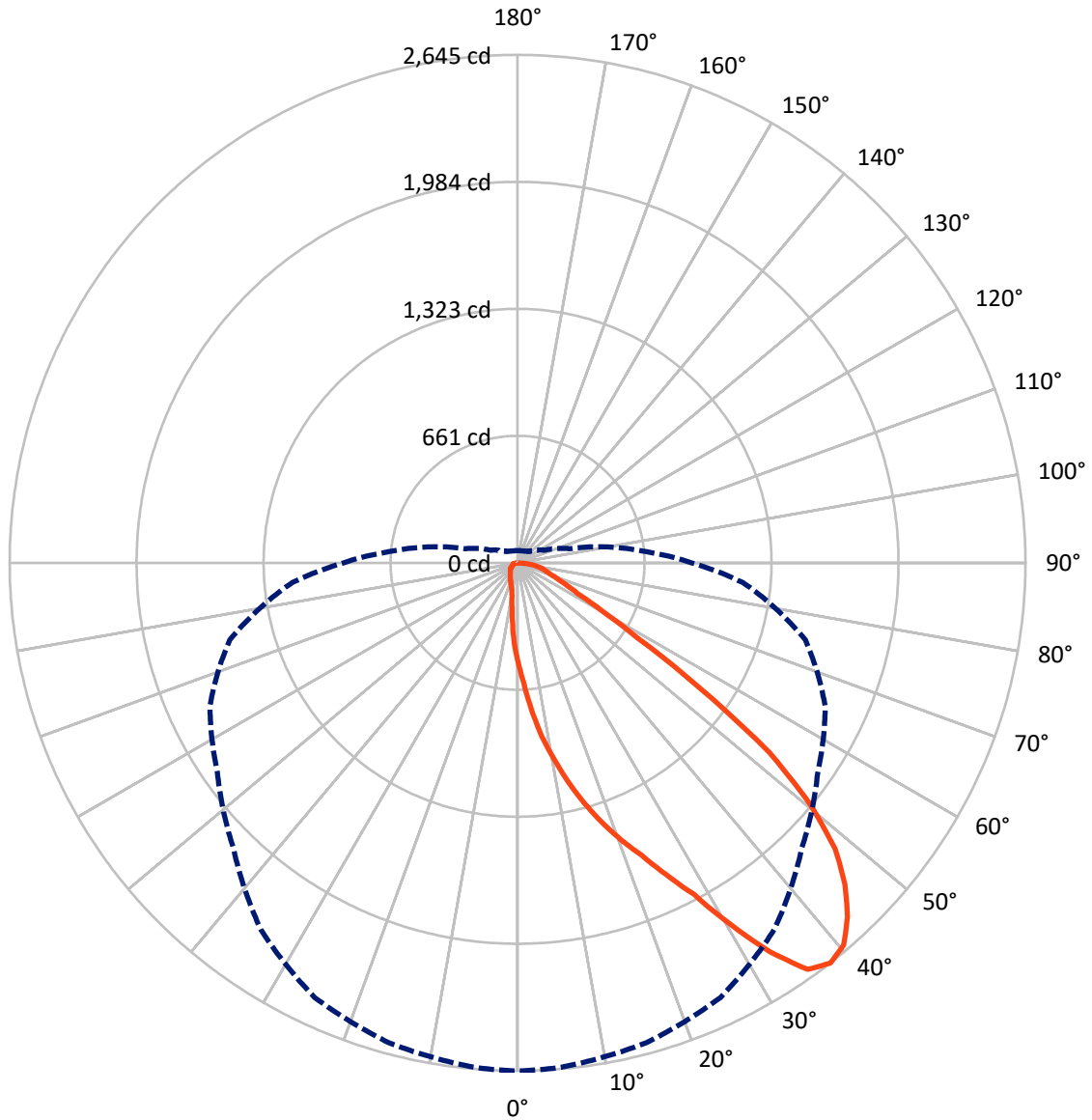
× Max cd  
 - - - 1/2 Max cd



Based on 20 foot mounting height. Maximum calculated value = 3.6 fc  
 Type II - Short - N/A

REPORT NUMBER: P867933  
CATALOG NUMBER: MEM2-HSN-SA-40-730-U-T2R-HSS

### Luminous Intensity Polar Plot



— Vertical Plane Through 0-Deg Lateral      - - - Horizontal Cone Through 37.5-Deg Vertical

REPORT NUMBER: P867933  
 CATALOG NUMBER: MEM2-HSN-SA-40-730-U-T2R-HSS

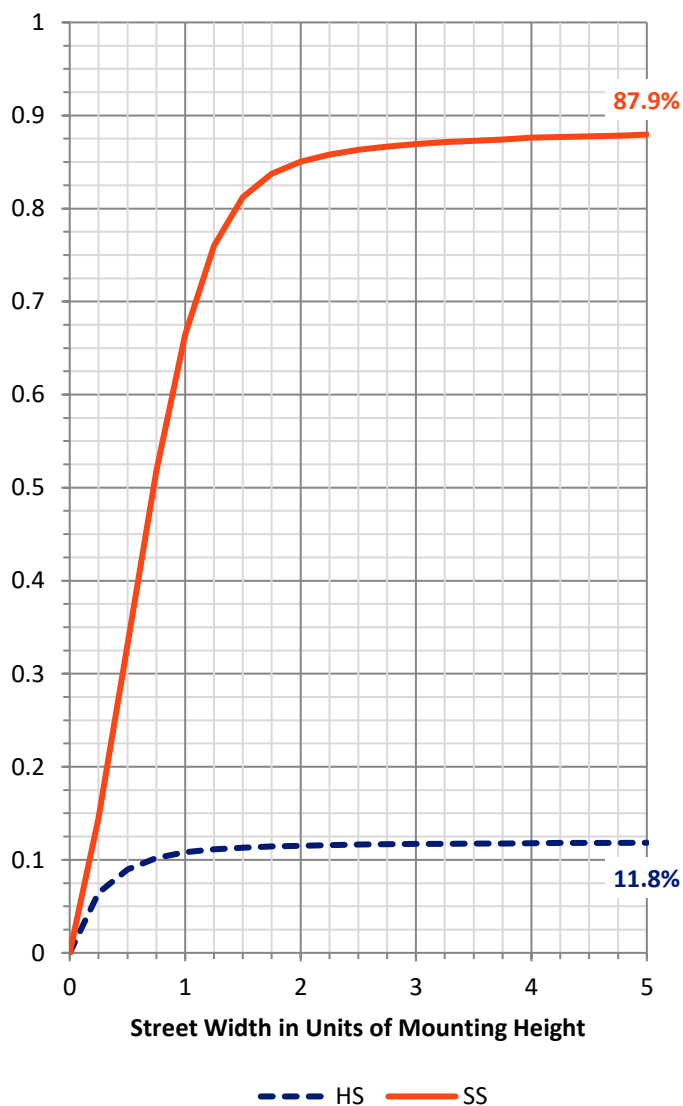
**FLUX DISTRIBUTION:**

		Downward	Upward	Total
<b>House Side</b>	Lumens	502.6	0.0	502.6
	% Fixture	11.9	0.0	11.9
<b>Street Side</b>	Lumens	3711.7	0.0	3711.7
	% Fixture	88.1	0.0	88.1
<b>Total</b>	Lumens	4214.3	0.0	4214.3
	% Fixture	100.0	0.0	100.0

**Coefficient of Utilization**

**ZONAL LUMENS:**

Zone	Lumens	% Fixture
0°-10°	52.4	1.2
10°-20°	183.1	4.3
20°-30°	377.9	9.0
30°-40°	664.8	15.8
40°-50°	902.7	21.4
50°-60°	894.4	21.2
60°-70°	688.6	16.3
70°-80°	399.6	9.5
80°-90°	50.8	1.2
90°-100°	0.0	0.0
100°-110°	0.0	0.0
110°-120°	0.0	0.0
120°-130°	0.0	0.0
130°-140°	0.0	0.0
140°-150°	0.0	0.0
150°-160°	0.0	0.0
160°-170°	0.0	0.0
170°-180°	0.0	0.0
0°-90°	4214.3	100.0
0°-180°	4214.3	100.0



REPORT NUMBER: P867933

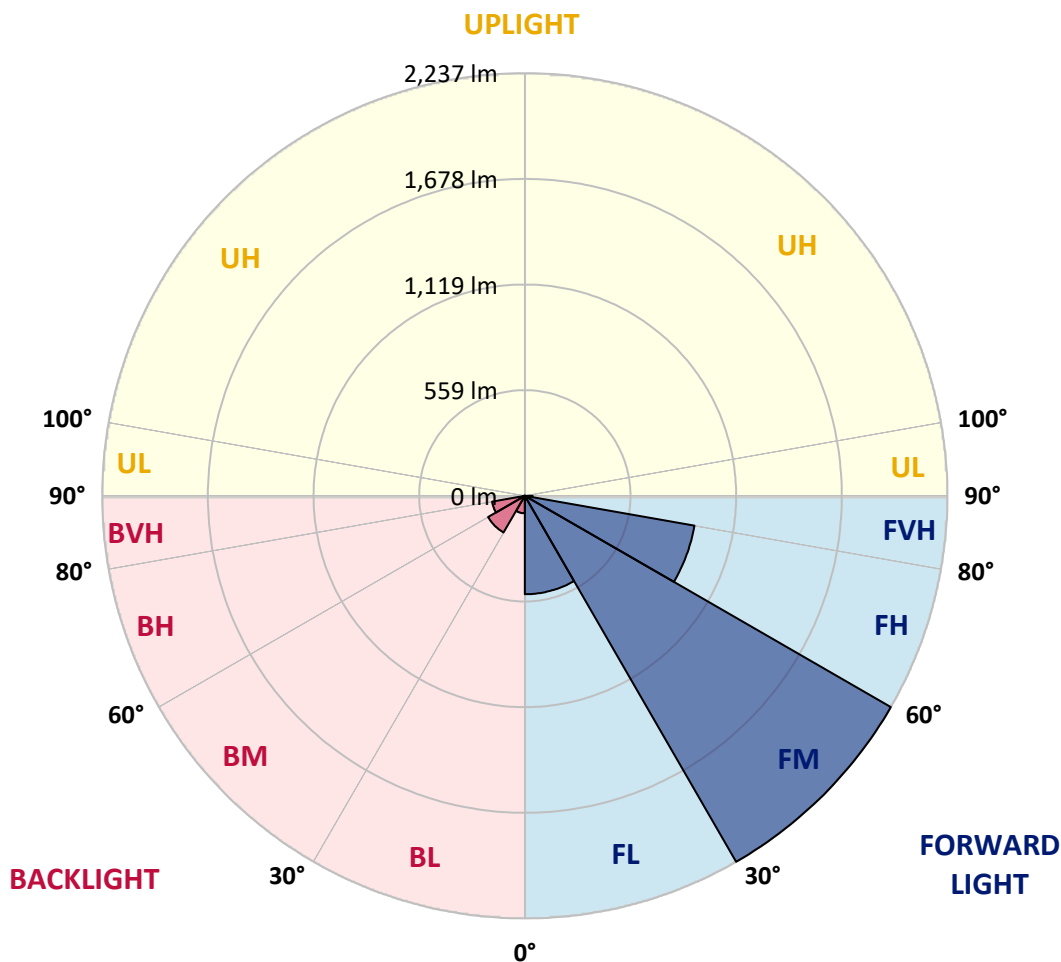
CATALOG NUMBER: MEM2-HSN-SA-40-730-U-T2R-HSS

**LUMINAIRE CLASSIFICATION SYSTEM LUMEN TABLE AND BUG RATING:**

Zone	Lumens	% Fixture	Zone Rating/Lumen Limit		
			B	U	G
FL (0°-30°)	521.0	12.4			
FM (30°-60°)	2237.4	53.1			
FH (60°-80°)	911.8	21.6			G1/1800
FVH (80°-90°)	41.5	1.0			G1/100
BL (0°-30°)	92.4	2.2	B0/110		
BM (30°-60°)	224.5	5.3	B1/1000		
BH (60°-80°)	176.4	4.2	B1/500		G1/500
BVH (80°-90°)	9.4	0.2			G0/10
UL (90°-100°)	0.0	0.0		U0/0	
UH (100°-180°)	0.0	0.0		U0/0	

**BUG Rating: B1-U0-G1**

Type II Short





REPORT NUMBER: P867933

CATALOG NUMBER: MEM2-HSN-SA-40-730-U-T2R-HSS

**CANDELA DISTRIBUTION (FULL):**

	0°	1°	5°	15°	25°	35°	45°	55°	65°	75°	85°
0°	522.2	522.2	522.2	522.2	522.2	522.2	522.2	522.2	522.2	522.2	522.2
2.5°	629.2	638.7	631.6	625.7	617.5	609.2	597.5	584.6	568.1	548.1	530.4
5°	771.6	776.3	773.9	770.4	744.5	719.8	695.1	664.5	622.2	584.6	544.6
7.5°	913.9	911.5	905.6	895.1	871.5	843.3	798.6	748.0	688.1	622.2	559.9
10°	1038.5	1042.1	1037.4	1020.9	991.5	952.7	898.6	841.0	759.8	668.1	581.0
12.5°	1169.1	1171.5	1171.5	1136.2	1116.2	1056.2	998.6	920.9	830.4	724.5	605.7
15°	1297.3	1292.6	1292.6	1269.1	1233.8	1166.7	1102.1	1008.0	905.6	777.4	633.9
17.5°	1419.6	1422.0	1411.4	1385.5	1351.4	1286.7	1206.7	1103.2	979.7	841.0	663.4
20°	1540.8	1533.7	1529.0	1503.1	1466.7	1390.2	1313.8	1196.2	1066.8	912.7	704.5
22.5°	1653.7	1657.2	1645.4	1604.3	1570.2	1500.8	1413.7	1305.5	1158.5	984.4	749.2
25°	1799.5	1787.8	1798.3	1748.9	1696.0	1613.7	1514.9	1407.9	1258.5	1072.7	804.5
27.5°	1954.8	1961.8	1956.0	1901.8	1830.1	1719.5	1616.0	1502.0	1359.6	1156.2	866.8
30°	2186.5	2182.9	2184.1	2103.0	1984.2	1852.4	1725.4	1600.8	1460.8	1258.5	939.8
32.5°	2415.8	2428.8	2397.0	2325.3	2188.8	1990.1	1834.8	1696.0	1558.4	1346.7	1013.8
35°	2600.5	2597.0	2584.0	2504.0	2368.8	2175.9	1959.5	1801.9	1661.9	1454.9	1096.2
37.5°	2645.2	2645.2	2636.9	2587.5	2498.2	2331.1	2094.7	1907.7	1767.8	1551.4	1176.2
40°	2615.8	2609.9	2605.2	2572.3	2524.0	2425.2	2237.1	2017.1	1880.7	1676.0	1264.4
42.5°	2519.3	2520.5	2514.6	2495.8	2469.9	2432.3	2325.3	2133.6	1991.2	1793.6	1351.4
45°	2390.0	2392.3	2385.2	2382.9	2370.0	2370.0	2345.3	2225.3	2095.9	1913.6	1446.7
47.5°	2224.1	2222.9	2219.4	2213.5	2239.4	2267.6	2290.0	2277.0	2188.8	2043.0	1532.5
50°	1971.2	1968.9	1979.5	2008.9	2072.4	2134.7	2200.6	2261.8	2255.9	2163.0	1636.0
52.5°	1643.1	1627.8	1639.6	1730.1	1860.7	1999.5	2092.4	2188.8	2290.0	2290.0	1738.4
55°	1149.1	1162.0	1169.1	1302.0	1559.6	1798.3	1961.8	2086.5	2277.0	2391.1	1851.3
57.5°	731.6	736.3	757.4	900.9	1203.2	1502.0	1791.3	1995.9	2228.8	2475.8	1964.2
60°	492.8	476.3	492.8	575.1	865.7	1178.5	1540.8	1881.9	2159.4	2537.0	2088.9
62.5°	348.1	347.0	351.7	399.9	617.5	885.6	1226.7	1727.8	2104.1	2540.5	2181.8
65°	281.1	272.9	276.4	303.4	414.0	649.2	899.8	1449.0	2054.7	2478.2	2227.6
67.5°	225.8	222.3	224.6	242.3	310.5	488.1	633.9	1102.1	1950.1	2372.3	2201.8
70°	184.7	185.8	187.0	204.7	247.0	369.3	452.8	756.3	1726.6	2252.3	2085.3
72.5°	160.0	160.0	161.1	172.9	207.0	292.9	342.3	491.6	1397.3	2123.0	1871.3
75°	141.1	141.1	141.1	151.7	176.4	235.2	265.8	336.4	1003.3	1883.0	1547.8
77.5°	122.3	123.5	123.5	132.9	151.7	183.5	204.7	232.9	639.8	1454.9	1171.5
80°	94.1	94.1	95.3	105.9	129.4	143.5	150.5	164.7	336.4	913.9	743.3
82.5°	65.9	67.0	67.0	68.2	87.0	88.2	81.2	82.3	122.3	303.4	282.3
85°	7.1	8.2	9.4	9.4	15.3	18.8	20.0	18.8	20.0	35.3	35.3
87.5°	0.0	0.0	0.0	0.0	1.2	2.4	2.4	3.5	3.5	3.5	3.5
90°	0.0	0.0	0.0	0.0	0.0	0.0	0.0	0.0	0.0	0.0	0.0



REPORT NUMBER: P867933

CATALOG NUMBER: MEM2-HSN-SA-40-730-U-T2R-HSS

**CANDELA DISTRIBUTION (continued):**

	90°	95°	105°	115°	125°	135°	145°	155°	165°	175°	180°
0°	522.2	522.2	522.2	522.2	522.2	522.2	522.2	522.2	522.2	522.2	522.2
2.5°	521.0	512.8	495.2	479.9	465.8	454.0	445.8	435.2	426.9	426.9	431.6
5°	524.6	505.7	469.3	435.2	408.1	382.3	358.7	343.4	331.7	324.6	324.6
7.5°	529.3	501.0	445.8	394.0	351.7	310.5	274.0	256.4	238.8	232.9	234.1
10°	538.7	498.7	424.6	357.6	294.0	242.3	207.0	188.2	178.8	174.1	174.1
12.5°	549.3	498.7	402.2	316.4	242.3	189.4	168.2	154.1	149.4	147.0	144.7
15°	563.4	501.0	383.4	272.9	197.6	160.0	144.7	136.4	131.7	129.4	129.4
17.5°	579.8	503.4	363.4	237.6	168.2	141.1	129.4	123.5	118.8	116.4	116.4
20°	601.0	509.3	343.4	205.8	147.0	129.4	118.8	112.9	108.2	107.0	105.9
22.5°	626.9	518.7	323.4	180.0	132.9	117.6	108.2	103.5	100.0	97.6	97.6
25°	657.5	530.4	308.2	161.1	122.3	109.4	101.1	95.3	91.7	90.6	90.6
27.5°	699.8	550.4	292.9	147.0	114.1	101.1	92.9	88.2	84.7	83.5	82.3
30°	739.8	575.1	285.8	143.5	108.2	94.1	88.2	82.3	78.8	77.6	76.5
32.5°	791.6	603.4	281.1	143.5	105.9	89.4	82.3	77.6	74.1	72.9	71.7
35°	846.8	636.3	281.1	148.2	107.0	85.9	77.6	72.9	69.4	67.0	67.0
37.5°	906.8	669.2	283.5	155.3	110.6	83.5	72.9	68.2	64.7	63.5	63.5
40°	970.3	713.9	288.2	161.1	114.1	82.3	68.2	64.7	61.2	58.8	58.8
42.5°	1029.1	749.2	296.4	168.2	116.4	81.2	64.7	61.2	57.6	56.5	56.5
45°	1097.4	788.0	303.4	172.9	116.4	77.6	61.2	57.6	55.3	54.1	52.9
47.5°	1151.5	819.8	307.0	175.2	114.1	74.1	57.6	55.3	52.9	50.6	51.8
50°	1217.3	853.9	312.9	176.4	109.4	69.4	55.3	51.8	49.4	48.2	48.2
52.5°	1280.8	888.0	317.6	174.1	103.5	63.5	51.8	49.4	47.0	44.7	44.7
55°	1356.1	925.6	324.6	170.5	94.1	57.6	48.2	45.9	42.3	41.2	40.0
57.5°	1442.0	975.0	330.5	163.5	82.3	51.8	45.9	42.3	37.6	35.3	35.3
60°	1520.8	1031.5	335.2	145.8	71.7	48.2	42.3	38.8	34.1	32.9	32.9
62.5°	1605.5	1090.3	335.2	115.3	61.2	43.5	40.0	36.5	31.8	30.6	30.6
65°	1664.3	1143.2	324.6	85.9	51.8	41.2	38.8	34.1	29.4	28.2	28.2
67.5°	1680.7	1176.2	295.2	61.2	44.7	38.8	36.5	31.8	28.2	25.9	25.9
70°	1627.8	1150.3	241.1	47.0	38.8	35.3	32.9	29.4	25.9	24.7	24.7
72.5°	1476.1	1051.5	180.0	40.0	34.1	32.9	30.6	27.1	24.7	23.5	23.5
75°	1236.1	873.9	127.0	35.3	31.8	29.4	27.1	24.7	22.3	22.3	22.3
77.5°	936.2	631.6	78.8	31.8	27.1	27.1	24.7	22.3	21.2	20.0	20.0
80°	604.5	398.7	44.7	22.3	18.8	20.0	17.6	15.3	15.3	14.1	14.1
82.5°	256.4	157.6	23.5	12.9	9.4	8.2	5.9	5.9	4.7	4.7	4.7
85°	25.9	9.4	4.7	3.5	3.5	2.4	2.4	2.4	2.4	1.2	1.2
87.5°	3.5	3.5	3.5	2.4	2.4	2.4	1.2	1.2	1.2	1.2	1.2
90°	0.0	0.0	0.0	0.0	0.0	0.0	0.0	0.0	0.0	0.0	0.0



LM-79-2019: Approved Method: Electrical and Photometric Measurements of Solid-  
State Lighting Products

Report Prepared for

Cooper Lighting Solutions

Streetworks

Report Number: SP1-2407-157-4

Test Date: 08/07/2024

Luminaire Tested: MEM2-HTN-SA-40-730-U-5WQ-2

Data in this report applies to families of products including MEM2-HTN-SA-40-730-U-5WQ-2

**Test Information**

Test Method: LM-79-2019  
 Report Number: SP1-2407-157-4  
 Test Lab: COOPER LIGHTING SOLUTIONS  
 Photometer: SP1 - 76IN SPHERE  
 Measurement Geometry: 4π  
 Issue Date: 08/20/2024  
 Manufacturer: COOPER LIGHTING SOLUTIONS  
 Product Line: Streetworks  
 Catalog Number: **MEM2-HTN-SA-40-730-U-5WQ-2**  
 Description: Epic Modern Light Square 40W 5WQ Optic and Flare Trim

**Spectral Parameters**

CCT (K): 3057  
 CIE u': 0.2487  
 CIE v': 0.5199  
 Duv: -0.0002  
 CIE x: 0.4326  
 CIE y: 0.4020  
 CIE z: 0.1654  
 Peak Wavelength (nm): 593  
 Dominant Wavelength (nm): 582  
 Purity: 50.50735  
 Rf: 74.6  
 Rg: 94

CRI (Ra):	71.7		
R1:	68.1	R9:	-34.8
R2:	82.0	R10:	58.5
R3:	93.5	R11:	62.5
R4:	67.5	R12:	47.5
R5:	67.2	R13:	70.7
R6:	74.9	R14:	96.4
R7:	77.4	R15:	60.0
R8:	43.1		



**Test Conditions**

Stabilization Time: 21M  
 Operation Time: 1H 21M  
 Sphere Temperature (°C): 24.2

REPORT NUMBER: SP1-2407-157-4

Measurement and Test Equipment			
Instrument	Identification Number	Calibration Date	Calibration Due Date
Photometer	IN0058	6/18/2024	12/18/2024
Power Meter	INXT2011004	2/8/2024	2/8/2025
AC Power Source	IN0063	10/24/2023	10/24/2024
DC Power Source	IN0208	10/24/2023	10/24/2024
Sphere Thermometer	IN0085	10/24/2023	10/24/2024
Room Thermometer	IN0046	10/24/2023	10/24/2024

REPORT NUMBER: SP1-2407-157-4

CIE 1931 Chromaticity Diagram



CIE 1931 Chromaticity Diagram with 2017 ANSI 7-Step and 4-Step Quadrangles



CCT = 3057K  
 CIE x = 0.4326  
 CIE y = 0.4020  
 Duv = -0.0002

Point lies inside the ANSI 3000K 4-step quadrangle

REPORT NUMBER: SP1-2407-157-4

**Photopic Flux vs. Wavelength**



**Photopic Lumens: NR**

$\lambda$ (nm)	Power W <sup>^</sup> /nm	Lumens ( $\phi$ /nm)	$\lambda$ (nm)	Power W <sup>^</sup> /nm	Lumens ( $\phi$ /nm)	$\lambda$ (nm)	Power W <sup>^</sup> /nm	Lumens ( $\phi$ /nm)	$\lambda$ (nm)	Power W <sup>^</sup> /nm	Lumens ( $\phi$ /nm)	$\lambda$ (nm)	Power W <sup>^</sup> /nm	Lumens ( $\phi$ /nm)
360	0	NR	490	104	NR	620	818	NR	750	20	NR	880	1	NR
365	0	NR	495	135	NR	625	755	NR	755	17	NR	885	0	NR
370	0	NR	500	184	NR	630	691	NR	760	15	NR	890	0	NR
375	0	NR	505	247	NR	635	625	NR	765	13	NR	895	0	NR
380	0	NR	510	309	NR	640	561	NR	770	11	NR	900	0	NR
385	0	NR	515	369	NR	645	499	NR	775	9	NR	905	0	NR
390	0	NR	520	419	NR	650	441	NR	780	8	NR	910	0	NR
395	0	NR	525	460	NR	655	388	NR	785	7	NR	915	0	NR
400	1	NR	530	492	NR	660	338	NR	790	6	NR	920	0	NR
405	3	NR	535	524	NR	665	294	NR	795	5	NR	925	0	NR
410	7	NR	540	553	NR	670	253	NR	800	4	NR	930	0	NR
415	15	NR	545	588	NR	675	218	NR	805	4	NR	935	0	NR
420	31	NR	550	625	NR	680	188	NR	810	3	NR	940	0	NR
425	60	NR	555	670	NR	685	161	NR	815	3	NR	945	0	NR
430	107	NR	560	723	NR	690	139	NR	820	3	NR	950	0	NR
435	183	NR	565	780	NR	695	118	NR	825	2	NR	955	0	NR
440	289	NR	570	837	NR	700	100	NR	830	2	NR	960	0	NR
445	460	NR	575	894	NR	705	85	NR	835	2	NR	965	0	NR
450	646	NR	580	942	NR	710	73	NR	840	1	NR	970	0	NR
455	561	NR	585	976	NR	715	62	NR	845	1	NR	975	0	NR
460	331	NR	590	998	NR	720	53	NR	850	1	NR	980	0	NR
465	238	NR	595	1000	NR	725	45	NR	855	1	NR	985	0	NR
470	178	NR	600	990	NR	730	39	NR	860	1	NR	990	0	NR
475	120	NR	605	962	NR	735	33	NR	865	1	NR	995	0	NR
480	96	NR	610	925	NR	740	28	NR	870	1	NR	1000	0	NR
485	95	NR	615	873	NR	745	24	NR	875	1	NR			

REPORT NUMBER: SP1-2407-157-4

Scotopic Flux vs. Wavelength



Scotopic Lumens: NR

S/P: 1.23

λ (nm)	Power W <sup>^</sup> /nm	Lumens (φ/nm)	λ (nm)	Power W <sup>^</sup> /nm	Lumens (φ/nm)	λ (nm)	Power W <sup>^</sup> /nm	Lumens (φ/nm)	λ (nm)	Power W <sup>^</sup> /nm	Lumens (φ/nm)	λ (nm)	Power W <sup>^</sup> /nm	Lumens (φ/nm)
360	0	NR	490	104	NR	620	818	NR	750	20	NR	880	1	NR
365	0	NR	495	135	NR	625	755	NR	755	17	NR	885	0	NR
370	0	NR	500	184	NR	630	691	NR	760	15	NR	890	0	NR
375	0	NR	505	247	NR	635	625	NR	765	13	NR	895	0	NR
380	0	NR	510	309	NR	640	561	NR	770	11	NR	900	0	NR
385	0	NR	515	369	NR	645	499	NR	775	9	NR	905	0	NR
390	0	NR	520	419	NR	650	441	NR	780	8	NR	910	0	NR
395	0	NR	525	460	NR	655	388	NR	785	7	NR	915	0	NR
400	1	NR	530	492	NR	660	338	NR	790	6	NR	920	0	NR
405	3	NR	535	524	NR	665	294	NR	795	5	NR	925	0	NR
410	7	NR	540	553	NR	670	253	NR	800	4	NR	930	0	NR
415	15	NR	545	588	NR	675	218	NR	805	4	NR	935	0	NR
420	31	NR	550	625	NR	680	188	NR	810	3	NR	940	0	NR
425	60	NR	555	670	NR	685	161	NR	815	3	NR	945	0	NR
430	107	NR	560	723	NR	690	139	NR	820	3	NR	950	0	NR
435	183	NR	565	780	NR	695	118	NR	825	2	NR	955	0	NR
440	289	NR	570	837	NR	700	100	NR	830	2	NR	960	0	NR
445	460	NR	575	894	NR	705	85	NR	835	2	NR	965	0	NR
450	646	NR	580	942	NR	710	73	NR	840	1	NR	970	0	NR
455	561	NR	585	976	NR	715	62	NR	845	1	NR	975	0	NR
460	331	NR	590	998	NR	720	53	NR	850	1	NR	980	0	NR
465	238	NR	595	1000	NR	725	45	NR	855	1	NR	985	0	NR
470	178	NR	600	990	NR	730	39	NR	860	1	NR	990	0	NR
475	120	NR	605	962	NR	735	33	NR	865	1	NR	995	0	NR
480	96	NR	610	925	NR	740	28	NR	870	1	NR	1000	0	NR
485	95	NR	615	873	NR	745	24	NR	875	1	NR			

REPORT NUMBER: SP1-2407-157-4

**Melanopic Flux vs. Wavelength**



**Melanopic Lumens: NR**

**M/P: 2.27**

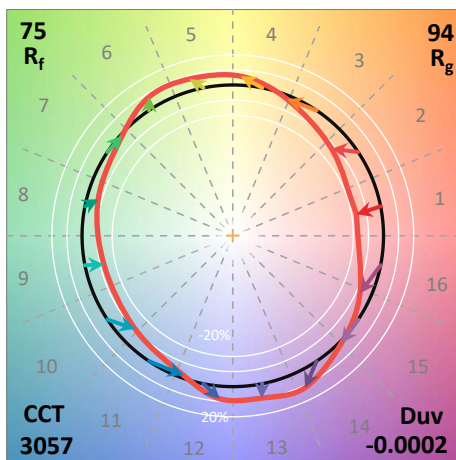
λ (nm)	Power W <sup>^</sup> /nm	Lumens (φ/nm)	λ (nm)	Power W <sup>^</sup> /nm	Lumens (φ/nm)	λ (nm)	Power W <sup>^</sup> /nm	Lumens (φ/nm)	λ (nm)	Power W <sup>^</sup> /nm	Lumens (φ/nm)	λ (nm)	Power W <sup>^</sup> /nm	Lumens (φ/nm)
360	0	NR	490	104	NR	620	818	NR	750	20	NR	880	1	NR
365	0	NR	495	135	NR	625	755	NR	755	17	NR	885	0	NR
370	0	NR	500	184	NR	630	691	NR	760	15	NR	890	0	NR
375	0	NR	505	247	NR	635	625	NR	765	13	NR	895	0	NR
380	0	NR	510	309	NR	640	561	NR	770	11	NR	900	0	NR
385	0	NR	515	369	NR	645	499	NR	775	9	NR	905	0	NR
390	0	NR	520	419	NR	650	441	NR	780	8	NR	910	0	NR
395	0	NR	525	460	NR	655	388	NR	785	7	NR	915	0	NR
400	1	NR	530	492	NR	660	338	NR	790	6	NR	920	0	NR
405	3	NR	535	524	NR	665	294	NR	795	5	NR	925	0	NR
410	7	NR	540	553	NR	670	253	NR	800	4	NR	930	0	NR
415	15	NR	545	588	NR	675	218	NR	805	4	NR	935	0	NR
420	31	NR	550	625	NR	680	188	NR	810	3	NR	940	0	NR
425	60	NR	555	670	NR	685	161	NR	815	3	NR	945	0	NR
430	107	NR	560	723	NR	690	139	NR	820	3	NR	950	0	NR
435	183	NR	565	780	NR	695	118	NR	825	2	NR	955	0	NR
440	289	NR	570	837	NR	700	100	NR	830	2	NR	960	0	NR
445	460	NR	575	894	NR	705	85	NR	835	2	NR	965	0	NR
450	646	NR	580	942	NR	710	73	NR	840	1	NR	970	0	NR
455	561	NR	585	976	NR	715	62	NR	845	1	NR	975	0	NR
460	331	NR	590	998	NR	720	53	NR	850	1	NR	980	0	NR
465	238	NR	595	1000	NR	725	45	NR	855	1	NR	985	0	NR
470	178	NR	600	990	NR	730	39	NR	860	1	NR	990	0	NR
475	120	NR	605	962	NR	735	33	NR	865	1	NR	995	0	NR
480	96	NR	610	925	NR	740	28	NR	870	1	NR	1000	0	NR
485	95	NR	615	873	NR	745	24	NR	875	1	NR			

**Summary**

$R_f = 74.6$   
 $R_g = 94$   
 $CIE R_a = 71.7$   
 $R_9 = -34.8$



**Color Vector Graphics**



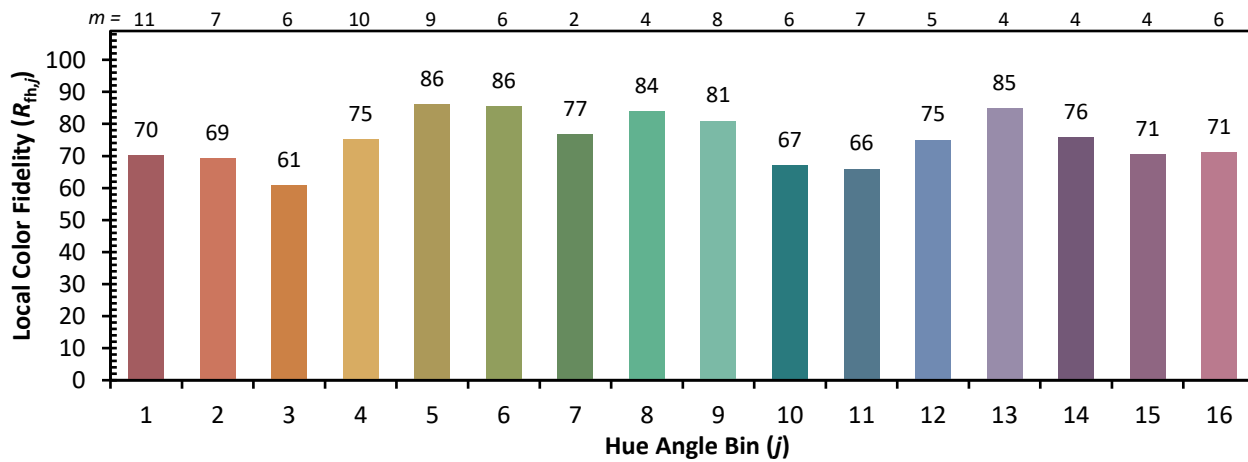


**Individual Sample Fidelity Index ( $R_{f,i}$ )**

CES01 = 86	CES26 = 65	CES51 = 87	CES76 = 58
CES02 = 62	CES27 = 89	CES52 = 85	CES77 = 76
CES03 = 31	CES28 = 84	CES53 = 77	CES78 = 61
CES04 = 71	CES29 = 68	CES54 = 85	CES79 = 86
CES05 = 49	CES30 = 83	CES55 = 84	CES80 = 83
CES06 = 51	CES31 = 71	CES56 = 74	CES81 = 73
CES07 = 41	CES32 = 64	CES57 = 74	CES82 = 93
CES08 = 40	CES33 = 78	CES58 = 75	CES83 = 91
CES09 = 29	CES34 = 75	CES59 = 85	CES84 = 88
CES10 = 76	CES35 = 87	CES60 = 90	CES85 = 75
CES11 = 59	CES36 = 92	CES61 = 81	CES86 = 64
CES12 = 65	CES37 = 84	CES62 = 89	CES87 = 77
CES13 = 43	CES38 = 92	CES63 = 75	CES88 = 80
CES14 = 74	CES39 = 96	CES64 = 65	CES89 = 67
CES15 = 71	CES40 = 92	CES65 = 64	CES90 = 80
CES16 = 47	CES41 = 93	CES66 = 60	CES91 = 78
CES17 = 50	CES42 = 86	CES67 = 58	CES92 = 56
CES18 = 56	CES43 = 77	CES68 = 66	CES93 = 73
CES19 = 73	CES44 = 99	CES69 = 75	CES94 = 49
CES20 = 66	CES45 = 85	CES70 = 60	CES95 = 66
CES21 = 87	CES46 = 81	CES71 = 56	CES96 = 76
CES22 = 79	CES47 = 86	CES72 = 85	CES97 = 82
CES23 = 92	CES48 = 75	CES73 = 52	CES98 = 76
CES24 = 91	CES49 = 79	CES74 = 95	CES99 = 64
CES25 = 73	CES50 = 86	CES75 = 60	



Color Rendition by Hue-Angle Bin



Measure Comparisons



(END OF REPORT)